








2021084 Gauteng North Wilson Mini 2
GS 16

Main Draw

1	TSA051287	GN		[1] Rozanne VAN DER SCHYFF	
2			A1	[1] Rozanne VAN DER SCHYFF	
			BYE		
3	TSA081191	GE		Sophia KOEN	[1] Rozanne VAN DER SCHYFF
4			A2	Sophia KOEN	6-4, 6-2
			BYE		
5	TSA051326	GE		[3] Sane' VAN NIEKERK	[1] Rozanne VAN DER SCHYFF
6			A3	[3] Sane' VAN NIEKERK	6-0, 6-1
			BYE		
7	TSA051836	GN		Ofentse MPHAHLELE	[3] Sane' VAN NIEKERK
8	TSA061595			Cornelia ROUX	4-6, 6-3, 10-7
			Cornelia ROUX	6-1, 6-1	
9	TSA051527			Annie VAN SCHALKWYK	[1] Rozanne VAN DER SCHYFF
10			A5	Annie VAN SCHALKWYK	6-1, 6-4
			BYE		
11			BYE	[4] Madison Ann EDWARDS	
				6-0, 6-0	
12	TSA081235	GC		[4] Madison Ann EDWARDS	
13	TSA061050	GN		Karmen SCHILZ	[4] Madison Ann EDWARDS
14	TSA051896	GE		Jamie PETROVA	6-1, 7-5
				Walkover	
15			BYE	[2] Amelie VAN ZYL	
				6-1, 6-2	
16	TSA071157	GC	A8	[2] Amelie VAN ZYL	
			[2] Amelie VAN ZYL		

Position 3-4	[3] Sane' VAN NIEKERK	[2] Amelie VAN ZYL
	[2] Amelie VAN ZYL	6-2, 6-2

Position 5-8	Sophia KOEN	Cornelia ROUX	Karmen SCHILZ
	Cornelia ROUX	6-3, 2-6, 10-5	6-4, 4-6, 10-8
	Annie VAN SCHALKWYK	Karmen SCHILZ	
	Karmen SCHILZ	4-6, 6-3, 10-4	

Position 7-8	Sophia KOEN	Sophia KOEN
	Annie VAN SCHALKWYK	6-2, 6-3



The diagram illustrates a sequence of events and actions. On the left, a vertical list of events (E1 to E6) is shown. To the right, a vertical list of actions (BYE, Ofentse MPHAHLELE, Jamie PETROVA) is shown. Lines connect the events to the actions, indicating a sequence of events. The connections are as follows:

- E1 connects to BYE.
- E2 connects to Ofentse MPHAHLELE.
- E3 connects to BYE.
- E4 connects to Jamie PETROVA.
- E5 connects to Ofentse MPHAHLELE.
- E6 connects to Jamie PETROVA.

The actions are listed in a vertical column on the right, with the following text below them:

- Ofentse MPHAHLELE
- Jamie PETROVA
- 6-4, 6-1

BYE

F1
BYE

The diagram shows three signals: G1, G2, and G3. G1 and G2 are active-low signals (indicated by a bubble in the original image). G3 is an active-low signal. The signals are labeled with 'BYE' and 'G1', 'G2', 'G3'.

BYE	
H1	
BYE	